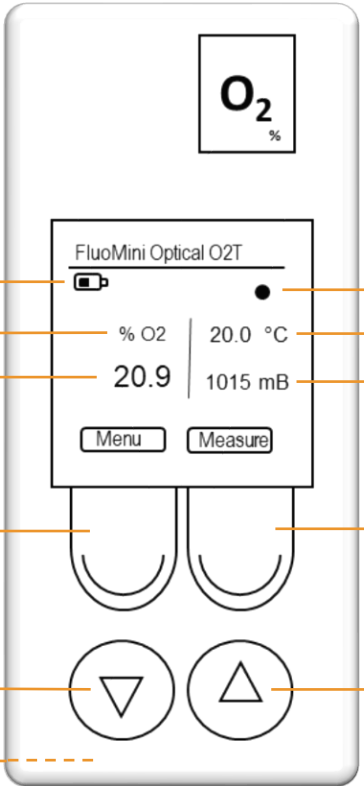


Quick Guide FluoMini Pro Optical O₂|T Sensor

Display & buttons



Battery

Measurement units

Measured O₂

Menu/Exit button

Down button

Reset button (back)

Measurement indicator

Measured temperature

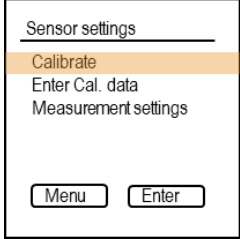
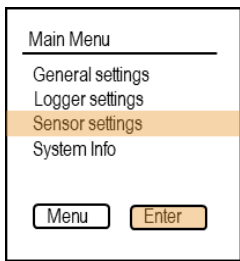
Measured pressure

Measure/Enter button

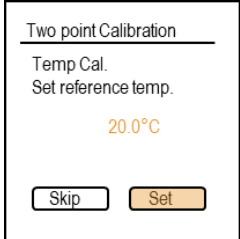
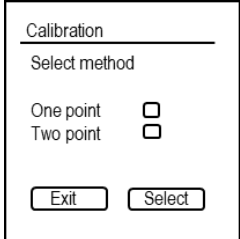
Up button

Menu/Exit button	Enter & exit main menu
Measure/Enter button	End sleep mode Single measurement > press briefly Start/stop continuous measurement > press 2 sec

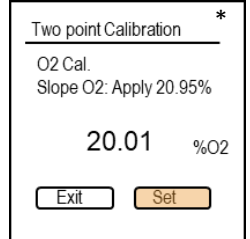
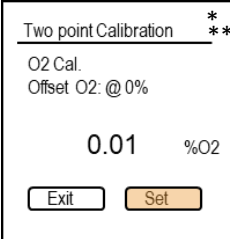
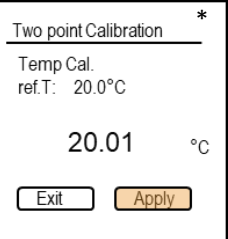
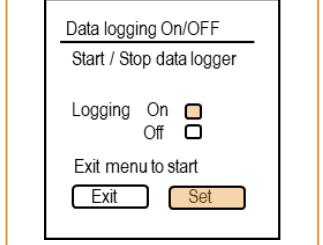
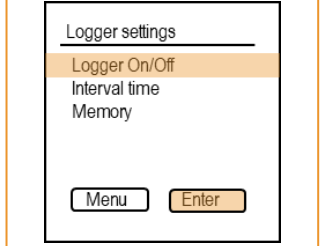
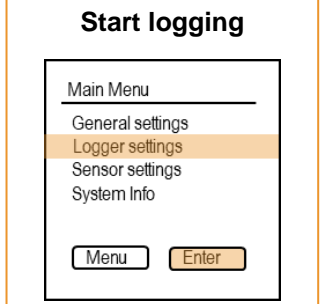
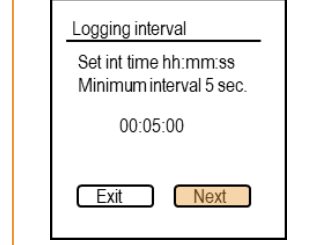
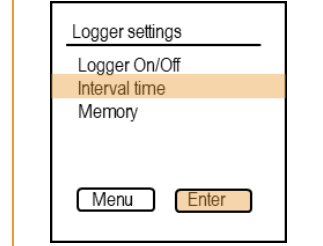
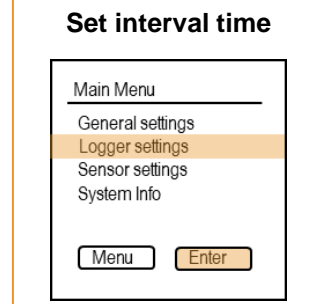
Calibration



Choose between 1- or 2-point calibration



Log function



* Wait for a stable measurement

** Only for 2-point calibration



CAUTION!

Please, use the included substrate pre-drill & probe support for measurements in substrate to protect the coating from any damage and for accurate measurements. For further information read the manuals on our website or see the introduction video on YouTube.